



HOTELS & THE BENEFITS OF BUILDING
WITH INSULATED CONCRETE FORMS (ICF)



Building a better future.



Homes2 Suites by Hilton

CINCINNATI, OH

Project Statistics

- ▶ **Type:** Hotel
- ▶ **Size:** 74,215 sq. ft.
- ▶ **Height:** 68' 10"
- ▶ **ICF Use:** 57,300 sq. ft.
- ▶ **ICF Installation Time:** 4 Months
- ▶ **Time to Complete Project:** 18 Months from Footer

Construction Team

- ▶ **Owner/Developer:** Stonehenge Building Group, LTD
- ▶ **General Contractor:** Stonehenge Building Group, LTD
- ▶ **ICF Installer:** Olympic Construction, LLC
- ▶ **Architects:** SMR Architect / Studio Costandi Architecture + Planning
- ▶ **Engineer:** GOP Limited - Structural Engineers
- ▶ **ICF System:** SuperForm ICF

Fast Facts

- ▶ 2 Weeks per floor build out
- ▶ Large use of T-Blocks to lower the size of the exterior wall



Scan or hit the QR Code to watch the **Built to Last: Why Hilton Chose SuperForm ICF** video to learn more about this project



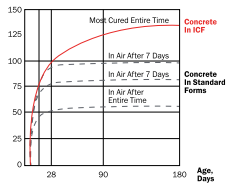
Benefits of SuperForm ICF

Scan or hit the QR Code to visit the SuperForm ICF Benefits web page



Long Term Value

SuperForm's insulated building solutions are engineered to be cost-effective and competitive, delivering maximum value for every dollar. The SuperForm ICF system features an all-in-one design that simplifies construction and reduces time and labour costs. Built with durable concrete and long-lasting insulation that won't break down, off-gas, or lose R-value over time, SuperForm structures offer exceptional durability and lower maintenance throughout their lifespan.



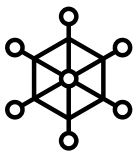
Disaster Resilience

SuperForm ICF derives its strength from a solid concrete core. Our forms create the ideal curing environment, producing concrete that is up to 30% stronger than conventional concrete walls. The 12" high block design allows for greater rebar flexibility, enabling engineers and builders to optimize structural integrity. **With high impact resistance and the ability to withstand winds of up to 400 km/h (250 mph),** SuperForm delivers exceptional protection and peace of mind in the most extreme conditions.



Fire Resistant

SuperForm ICF has proven its strength under extreme conditions, withstanding direct flame exposure without structural failure in ASTM E119 firewall tests. Its exceptionally low flame spread, and minimal smoke development contribute to a **fire protection rating of up to 4 hours**, far surpassing conventional wood-framed walls, which typically fail in under 20 minutes.



Rot & Mold Resistant

SuperForm ICF is completely resistant to rot, mold, and mildew. Its materials contain no organic components, providing no food source for mold growth, ensuring a healthier, longer-lasting structural shell.



Energy Efficiency




With increasing demands for tighter, more energy-efficient buildings, **SuperForm ICF delivers high-performance solutions with effective R-values of 40 and above.** Studies show SuperForm ICF provides up to 58% better thermal performance (R-value) compared to conventional wall systems – leading to annual energy savings of up to 60%. This efficiency is driven by the thermal mass of concrete, continuous insulation on both sides of the wall, and superior airtightness, which can also reduce the size and cost of HVAC systems.

Unmatched Comfort



SuperForm ICF offers **confidence and peace of mind** by creating spaces with superior comfort. **Its continuous dense insulation and solid concrete core form one of the most airtight structural enclosures available – eliminating drafts and cold spots.** The result is a consistently comfortable indoor temperature year-round, regardless of weather conditions outside.

Improved Indoor Air Quality



Maintaining a healthy indoor environment is essential – and SuperForm ICF helps make that possible. **Our airtight wall system reduces air infiltration by up to 75%, minimizing the entry of pollutants, allergens, and outdoor contaminants.** The result is cleaner, healthier air for occupants, making it an ideal choice for commercial buildings.

Reduced Noise




SuperForm ICF walls achieve an impressive STC (Sound Transmission Class) rating of 56, ensuring a quiet, peaceful environment by blocking out disruptive exterior noise, such as traffic. This provides an ideal atmosphere for guests to relax and enjoy their space.



Why SuperForm ICF?

Scan or hit the QR Code to visit the SuperForm ICF web page



12" Tall Block

Due to the size of our block, our tie size is only 1' high. With more tie hold and less square footage, our block is stronger than competing blocks (16-18" tall) and avoids vertical and horizontal bulging. This design gives engineers more options, giving you the option of a 12" rebar grid, and makes for a stronger, flatter wall.

6" Tie Spacing

Our 6" tie spacing provides up to 33% more tie per block. This spacing means that each tie needs to hold just 0.5 square foot, making for the strongest block on the market. 4" of foam between ties and 2" on the end of the block eliminates vertical and horizontal bulging along block planes and provides a flatter, straighter, stronger wall. The 6" tie spacing also allows for more attachment points in your wall, giving you more options. Combined with our 12" tall block, 6" tie spacing gives builders the strongest block possible.

1" Repeating Cut Lines

We designed SuperForm ICF's with maximum design flexibility in mind. This flexibility allows a builder to match any plan you provide on the job site.

Thickest Tie Flange

With the thickest flange (6.75mm- 17/64") on the market, our tie performs when fastening anything to it. The result is a strength that holds up to 330 lbs. off a one 2-inch deck screw and pullout strength that exceeds wood studs. Our product eliminates the worry over stripped screws, making it the go-to product for builders. Our fastener withdrawal tests show up to double the strength of our competitors' ties.

Virgin Tie Material

Our ties consist of virgin material, which gives a more consistent and higher tie strength. This eliminates brittle ties and results in a stronger, safer wall, giving you peace of mind knowing it will handle the pressure of concrete. Our tensile tests exceed strengths of over 850 lbs.

Why do these features matter?

Peace of Mind

The unmatched strength of SuperForm ICF provides the installer peace of mind during installation and concrete pour. While other systems require zip ties, wire ties, glue/spray foam, form lock, kickers, or even applying plywood to every corner, SuperForm simplifies installation without using extras. Our knob system, virgin tie material and tie spacing add to this ease of installation, saving significant time, effort, and money. Simply put, minimal accessories required equals less labour and faster installation for builders. You'll have confidence knowing you're spec'ing the highest-quality ICF product available.

SuperForm Resources

Brochures



Learn more about SuperForm's Complete Insulation Package by viewing our product catalogue and related brochures.

Scan or hit the QR Code to access SuperForm Brochures

Manuals



All the info you need from a technical stand-point, including our Technical Manual and other accessory installation guides. You'll also find our Installation Manual - a detailed booklet that breaks down every process from start to finish.

Scan or hit the QR Code to access SuperForm Manuals

Video Training Series



SuperForm's Installation Series Training Videos are a great way to inform you and your crew on how to install SuperForm ICF. Our installation series covers everything from footings, installing the first and second row, window and door openings, all the way to the concrete pour.

Scan or hit the QR Code to access the SuperForm Video Training Series

Take-off Calculator



The SuperForm take-off calculator will provide a detailed take-off of the SuperForm materials you will need for your project.

Scan or hit the QR Code to access the SuperForm Take-off Calculator

Frequently Asked Questions



The answers to the most common questions we get about SuperForm.

Scan or hit the QR Code to access Frequently Asked Questions about ICF



T 877.627.3555
 F 403.627.3553
 E info@superformicf.com
 superformicf.com

Follow Us On

